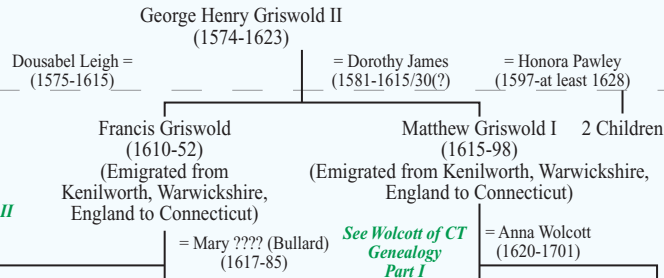


Partial Genealogy of the Griswolds, Part II  
(of Connecticut & Pennsylvania)

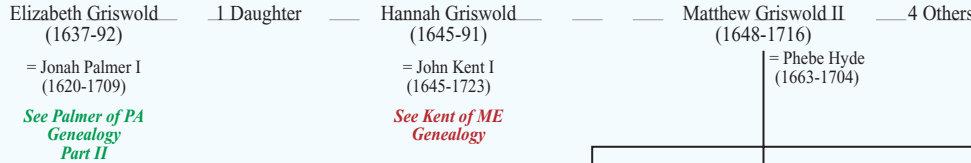
Main Political Affiliation:	
1763-83	Whig Revolutionary
1789-1823	Federalist & Republican
1824-33	National Republican
1834-53	Whig
1854-	Republican

1600

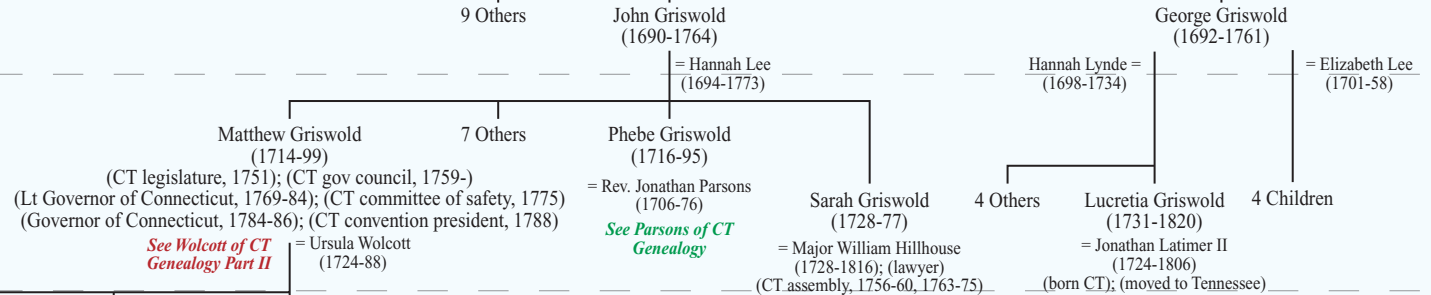
SEE GRISWOLD OF CT GENEALOGY PART I  
&  
GRISWOLD OF NY GENEALOGY  
&  
GRISWOLD OF OH GENEALOGY  
FOR THE OFFSPRING OF GEORGE HENRY GRISWOLD II  
AND DOUSABEL LEIGH



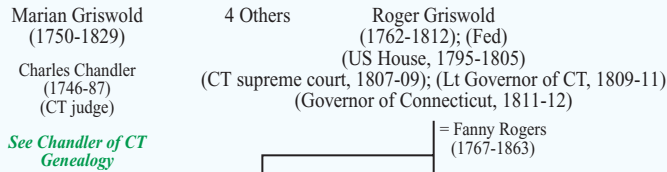
1650



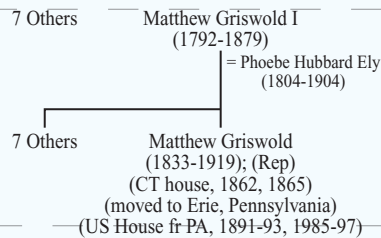
1700



1750



1800



1850

SEE GRISWOLD OF PA GENEALOGY

1900